







<b>LMK-S (M13) ANCHORAGE WEIGHT</b>					
<b>LMK-S</b>	STRESSING M13 (0,5') 12,5/12,7mm				
	Complete anchorage with bearing plate, anchor head and wedges				
	<b>TYPE</b>		<b>BEARING PLATE WEIGHT</b>	<b>ANCHOR HEAD WEIGHT</b>	<b>WEDGES</b>
<b>KG</b>			<b>KG</b>	<b>KG</b>	<b>KG</b>
<b>2</b>	<b>M13</b>	2,04	1,71	0,16	3,91
<b>3</b>	<b>M13</b>	2,28	1,74	0,24	4,25
<b>4</b>	<b>M13</b>	3,08	1,80	0,32	5,20
<b>5</b>	<b>M13</b>	2,22	2,54	0,40	5,16
<b>6</b>	<b>M13</b>	3,97	2,88	0,48	7,33
<b>7</b>	<b>M13</b>	3,97	2,82	0,56	7,34
<b>8</b>	<b>M13</b>	3,57	3,28	0,64	7,50
<b>9</b>	<b>M13</b>	4,02	4,31	0,72	9,05
<b>10</b>	<b>M13</b>	7,83	4,60	0,80	13,23
<b>11</b>	<b>M13</b>	7,83	5,21	0,88	13,92
<b>12</b>	<b>M13</b>	9,54	6,03	0,96	16,53
<b>13</b>	<b>M13</b>	8,84	5,71	1,04	15,58
<b>14</b>	<b>M13</b>	9,68	6,89	1,12	17,69
<b>15</b>	<b>M13</b>	10,05	8,43	1,20	19,68
<b>16</b>	<b>M13</b>	22,17	10,00	1,28	33,45
<b>17</b>	<b>M13</b>	22,17	9,59	1,36	33,12
<b>18</b>	<b>M13</b>	16,03	10,12	1,44	27,59
<b>19</b>	<b>M13</b>	16,03	10,44	1,52	27,99
<b>20</b>	<b>M13</b>	22,91	13,75	1,60	38,25
<b>21</b>	<b>M13</b>	22,91	14,15	1,68	38,74
<b>22</b>	<b>M13</b>	22,91	14,15	1,76	38,82
<b>23</b>	<b>M13</b>	20,23	18,14	1,84	40,21
<b>24</b>	<b>M13</b>	20,23	18,14	1,92	40,29
<b>25</b>	<b>M13</b>	20,23	17,98	2,00	40,21
<b>26</b>	<b>M13</b>	20,23	17,98	2,07	40,29
<b>27</b>	<b>M13</b>	20,23	17,98	2,15	40,37
<b>28</b>	<b>M13</b>	27,44	20,39	2,23	50,07
<b>29</b>	<b>M13</b>	27,44	20,39	2,31	50,15
<b>30</b>	<b>M13</b>	27,44	20,45	2,39	50,29
<b>31</b>	<b>M13</b>	27,44	20,45	2,47	50,37
<b>32</b>	<b>M13</b>	27,43	26,10	2,55	56,08
<b>33</b>	<b>M13</b>	27,43	26,10	2,63	56,16
<b>34</b>	<b>M13</b>	27,43	26,10	2,71	56,24
<b>35</b>	<b>M13</b>	27,43	27,15	2,79	57,37
<b>36</b>	<b>M13</b>	27,43	27,15	2,87	57,45
<b>37</b>	<b>M13</b>	27,43	27,15	2,95	57,53


<b>LMK-S (M15) ANCHORAGE WEIGHT</b>					
<b>LMK-S</b>	STRESSING M15 (0,6') 15,2/15,7mm				
	Complete anchorage with bearing plate, anchor head and wedges				
	<b>TYPE</b>		<b>BEARING PLATE WEIGHT</b>	<b>ANCHOR HEAD WEIGHT</b>	<b>WEDGES</b>
<b>KG</b>			<b>KG</b>	<b>KG</b>	<b>KG</b>
<b>2</b>	<b>M15</b>	4,00	2,50	0,16	6,66
<b>3</b>	<b>M15</b>	4,00	2,50	0,24	6,74
<b>4</b>	<b>M15</b>	4,00	2,70	0,32	7,02
<b>5</b>	<b>M15</b>	5,00	3,50	0,40	8,90
<b>6</b>	<b>M15</b>	7,00	4,50	0,48	11,98
<b>7</b>	<b>M15</b>	7,00	4,30	0,56	11,86
<b>8</b>	<b>M15</b>	9,00	5,50	0,64	15,14
<b>9</b>	<b>M15</b>	9,00	6,00	0,72	15,72
<b>10</b>	<b>M15</b>	12,00	7,50	0,80	20,30
<b>11</b>	<b>M15</b>	12,00	8,50	0,88	21,38
<b>12</b>	<b>M15</b>	12,00	8,50	0,96	21,46
<b>13</b>	<b>M15</b>	18,00	9,50	1,04	28,54
<b>14</b>	<b>M15</b>	18,00	10,00	1,12	29,12
<b>15</b>	<b>M15</b>	18,00	12,00	1,20	31,20
<b>16</b>	<b>M15</b>	25,00	14,00	1,28	40,28
<b>17</b>	<b>M15</b>	25,00	14,00	1,36	40,36
<b>18</b>	<b>M15</b>	25,00	16,00	1,44	42,44
<b>19</b>	<b>M15</b>	25,00	16,50	1,52	43,02
<b>20</b>	<b>M15</b>	29,00	21,50	1,60	52,10
<b>21</b>	<b>M15</b>	29,00	21,50	1,68	52,18
<b>22</b>	<b>M15</b>	29,00	21,50	1,76	52,26
<b>23</b>	<b>M15</b>	35,00	26,00	1,84	62,84
<b>24</b>	<b>M15</b>	35,00	26,00	1,92	62,92
<b>25</b>	<b>M15</b>	35,00	26,00	2,00	63,00
<b>26</b>	<b>M15</b>	35,00	26,00	2,08	63,08
<b>27</b>	<b>M15</b>	35,00	26,00	2,16	63,16
<b>28</b>	<b>M15</b>	41,00	31,00	2,24	74,24
<b>29</b>	<b>M15</b>	41,00	31,00	2,32	74,32
<b>30</b>	<b>M15</b>	41,00	31,00	2,40	74,40
<b>31</b>	<b>M15</b>	41,00	31,00	2,48	74,48
<b>32</b>	<b>M15</b>	49,00	44,50	2,56	96,06
<b>33</b>	<b>M15</b>	49,00	44,50	2,64	96,14
<b>34</b>	<b>M15</b>	49,00	44,50	2,72	96,22
<b>35</b>	<b>M15</b>	49,00	47,00	2,80	98,80
<b>36</b>	<b>M15</b>	49,00	47,00	2,88	98,88
<b>37</b>	<b>M15</b>	49,00	47,00	2,96	98,96


LMK-FS (M13) ANCHORAGE WEIGHT					
LMK-FS	FIXED M13 (0,5') 12,5/12,7mm				
	Complete anchorage with anchor steel plate, collar, swadges & spring				
TYPE		ANCHOR PLATE	SWADGES WITH SPRINGS	COLLAR	TOTAL UNIT WEIGHT
		KG	KG	KG	KG
2	M13	0,96	0,70	1,16	2,82
3	M13	1,53	1,05	1,16	3,74
4	M13	2,21	1,40	1,16	4,77
5	M13	3,01	1,75	1,34	6,10
6	M13	3,45	2,10	1,34	6,89
7	M13	4,45	2,45	1,34	8,24
8	M13	4,43	2,80	1,69	8,92
9	M13	7,52	3,15	1,69	12,36
10	M13	7,50	3,50	1,69	12,69
11	M13	7,47	3,85	1,69	13,01
12	M13	7,45	4,20	1,69	13,34
13	M13	9,68	4,55	1,78	16,01
14	M13	9,66	4,90	1,78	16,33
15	M13	9,63	5,25	1,78	16,66
16	M13	9,61	5,60	1,95	17,16
17	M13	9,58	5,95	1,95	17,48
18	M13	9,56	6,30	1,95	17,81
19	M13	9,53	6,65	1,95	18,13
20	M13	16,41	7,00	2,13	25,54
21	M13	16,38	7,35	2,13	25,86
22	M13	16,36	7,70	2,13	26,19
23	M13	19,03	8,05	2,30	29,39
24	M13	19,01	8,40	2,30	29,71
25	M13	18,98	8,75	2,30	30,04
26	M13	18,96	9,10	2,30	30,36
27	M13	18,94	9,45	2,30	30,69
28	M13	22,41	9,80	2,39	34,61
29	M13	22,39	10,15	2,39	34,93
30	M13	22,37	10,50	2,39	35,26
31	M13	22,34	10,85	2,39	35,58
32	M13	24,81	11,20	2,83	38,84
33	M13	24,79	11,55	2,83	39,17
34	M13	24,76	11,90	2,83	39,49
35	M13	27,36	12,25	2,83	42,44
36	M13	27,34	12,60	2,83	42,77
37	M13	27,31	12,95	2,83	43,09


LMK-FS (M15) ANCHORAGE WEIGHT					
LMK-FS	FIXED M15 (0,6') 15,2/15,7mm				
	Complete anchorage with anchor steel plate, collar, swadges & spring				
TYPE		ANCHOR PLATE	SWADGES WITH SPRINGS	COLLAR	TOTAL UNIT WEIGHT
		KG	KG	KG	KG
2	M15	1,21	0,70	1,16	3,07
3	M15	2,20	1,05	1,16	4,41
4	M15	2,99	1,40	1,16	5,55
5	M15	3,66	1,75	1,34	6,75
6	M15	4,41	2,10	1,34	7,84
7	M15	5,22	2,45	1,34	9,01
8	M15	5,79	2,80	1,69	10,28
9	M15	6,73	3,15	1,69	11,57
10	M15	7,38	3,50	1,69	12,57
11	M15	8,06	3,85	1,69	13,60
12	M15	8,78	4,20	1,69	14,67
13	M15	9,53	4,55	1,78	15,85
14	M15	10,31	4,90	1,78	16,98
15	M15	10,27	5,25	1,78	17,30
16	M15	10,24	5,60	1,95	17,79
17	M15	12,38	5,95	1,95	20,28
18	M15	13,75	6,30	1,95	22,00
19	M15	13,71	6,65	1,95	22,31
20	M15	16,17	7,00	2,13	25,30
21	M15	16,14	7,35	2,13	25,62
22	M15	16,10	7,70	2,13	25,93
23	M15	18,77	8,05	2,30	29,12
24	M15	18,73	8,40	2,30	29,43
25	M15	18,69	8,75	2,30	29,75
26	M15	18,66	9,10	2,30	30,06
27	M15	18,62	9,45	2,30	30,37
28	M15	22,09	9,80	2,39	34,28
29	M15	22,05	10,15	2,39	34,59
30	M15	22,02	10,50	2,39	34,91
31	M15	21,98	10,85	2,39	35,22
32	M15	24,44	11,20	2,83	38,47
33	M15	24,40	11,55	2,83	38,78
34	M15	24,37	11,90	2,83	39,10
35	M15	26,95	12,25	2,83	42,03
36	M15	26,92	12,60	2,83	42,35
37	M15	26,88	12,95	2,83	42,66


<b>LMK-FSB (M13) ANCHORAGE WEIGHT</b>						
<b>LMK-FSB</b>	FIXED M13 (0,5') 12,5/12,7mm					
	Complete anchorage with bearing plate, anchor head, swadges, springs, pressing board and bolts					
<b>TYPE</b>		<b>BEARING PLATE</b>	<b>ANCHOR HEAD</b>	<b>SWADGES WITH SPRINGS</b>	<b>PRESSING BOARD &amp; BOLTS</b>	<b>TOTAL UNIT WEIGHT</b>
		<b>KG</b>	<b>KG</b>	<b>KG</b>	<b>KG</b>	<b>KG</b>
<b>3</b>	<b>M13</b>	2,28	1,71	1,05	1,09	6,13
<b>4</b>	<b>M13</b>	3,08	1,88	1,40	1,35	7,71
<b>5</b>	<b>M13</b>	2,22	2,33	1,75	1,74	8,05
<b>6</b>	<b>M13</b>	3,97	3,27	2,10	1,95	11,29
<b>7</b>	<b>M13</b>	3,97	2,76	2,45	1,95	11,13
<b>8</b>	<b>M13</b>	3,57	3,60	2,80	2,28	12,26
<b>9</b>	<b>M13</b>	4,02	3,58	3,15	2,79	13,55
<b>10</b>	<b>M13</b>	7,83	5,38	3,50	3,20	19,92
<b>11</b>	<b>M13</b>	7,83	5,21	3,85	3,49	20,39
<b>12</b>	<b>M13</b>	9,54	5,21	4,20	3,49	22,45
<b>13</b>	<b>M13</b>	8,84	6,74	4,55	3,62	23,75
<b>14</b>	<b>M13</b>	9,68	6,01	4,90	3,76	24,35
<b>15</b>	<b>M13</b>	10,05	8,27	5,25	3,91	27,48
<b>16</b>	<b>M13</b>	22,17	9,84	5,60	4,23	41,84
<b>17</b>	<b>M13</b>	22,17	10,00	5,95	4,23	42,35
<b>18</b>	<b>M13</b>	16,03	10,96	6,30	4,37	37,66
<b>19</b>	<b>M13</b>	16,03	10,44	6,65	4,37	37,49
<b>20</b>	<b>M13</b>	22,91	13,60	7,00	5,43	48,94
<b>21</b>	<b>M13</b>	22,91	13,75	7,35	5,43	49,44
<b>22</b>	<b>M13</b>	22,91	14,15	7,70	5,43	50,19
<b>23</b>	<b>M13</b>	20,23	17,11	8,05	5,98	51,38
<b>24</b>	<b>M13</b>	20,23	18,14	8,40	5,98	52,75
<b>25</b>	<b>M13</b>	20,23	18,14	8,75	5,98	53,10
<b>26</b>	<b>M13</b>	20,23	17,98	9,10	5,98	53,29
<b>27</b>	<b>M13</b>	20,23	17,98	9,45	5,98	53,64
<b>28</b>	<b>M13</b>	27,44	21,44	9,80	6,52	65,20
<b>29</b>	<b>M13</b>	27,44	20,39	10,15	6,52	64,51
<b>30</b>	<b>M13</b>	27,44	20,39	10,50	6,52	64,86
<b>31</b>	<b>M13</b>	27,44	20,45	10,85	6,52	65,27
<b>32</b>	<b>M13</b>	27,43	29,36	11,20	6,72	74,71
<b>33</b>	<b>M13</b>	27,43	26,10	11,55	6,72	71,80
<b>34</b>	<b>M13</b>	27,43	26,10	11,90	6,72	72,15
<b>35</b>	<b>M13</b>	27,43	27,57	12,25	6,72	73,97
<b>36</b>	<b>M13</b>	27,43	27,15	12,60	6,72	73,90
<b>37</b>	<b>M13</b>	27,43	27,15	12,95	6,72	74,25


<b>LMK-FSB (M15) ANCHORAGE WEIGHT</b>						
<b>LMK-FSB</b>	FIXED M15 (0,6') 15,2/15,7mm					
	Complete anchorage with bearing plate, anchor head, swadges, springs, pressing board and bolts					
<b>TYPE</b>		<b>BEARING PLATE</b>	<b>ANCHOR HEAD</b>	<b>SWADGES WITH SPRINGS</b>	<b>PRESSING BOARD &amp; BOLTS</b>	<b>TOTAL UNIT WEIGHT</b>
		<b>KG</b>	<b>KG</b>	<b>KG</b>	<b>KG</b>	<b>KG</b>
<b>3</b>	<b>M15</b>	4,00	2,50	0,00	1,09	7,59
<b>4</b>	<b>M15</b>	4,00	2,70	0,00	1,35	8,05
<b>5</b>	<b>M15</b>	5,00	3,50	0,00	1,74	10,24
<b>6</b>	<b>M15</b>	7,00	4,50	0,00	1,95	13,45
<b>7</b>	<b>M15</b>	7,00	4,30	0,00	1,95	13,25
<b>8</b>	<b>M15</b>	9,00	5,50	0,00	2,28	16,78
<b>9</b>	<b>M15</b>	9,00	6,00	0,00	2,79	17,79
<b>10</b>	<b>M15</b>	12,00	7,50	0,00	3,20	22,70
<b>11</b>	<b>M15</b>	12,00	8,50	0,00	3,49	23,99
<b>12</b>	<b>M15</b>	12,00	8,50	0,00	3,49	23,99
<b>13</b>	<b>M15</b>	18,00	9,50	0,00	3,62	31,12
<b>14</b>	<b>M15</b>	18,00	10,00	0,00	3,76	31,76
<b>15</b>	<b>M15</b>	18,00	12,00	0,00	3,91	33,91
<b>16</b>	<b>M15</b>	25,00	14,00	0,00	4,23	43,23
<b>17</b>	<b>M15</b>	25,00	14,00	0,00	4,23	43,23
<b>18</b>	<b>M15</b>	25,00	16,00	0,00	4,37	45,37
<b>19</b>	<b>M15</b>	25,00	16,50	0,00	4,37	45,87
<b>20</b>	<b>M15</b>	29,00	21,50	0,00	5,43	55,93
<b>21</b>	<b>M15</b>	29,00	21,50	0,00	5,43	55,93
<b>22</b>	<b>M15</b>	29,00	21,50	0,00	5,43	55,93
<b>23</b>	<b>M15</b>	35,00	26,00	0,00	5,98	66,98
<b>24</b>	<b>M15</b>	35,00	26,00	0,00	5,98	66,98
<b>25</b>	<b>M15</b>	35,00	26,00	0,00	5,98	66,98
<b>26</b>	<b>M15</b>	35,00	26,00	0,00	5,98	66,98
<b>27</b>	<b>M15</b>	35,00	26,00	0,00	5,98	66,98
<b>28</b>	<b>M15</b>	41,00	31,00	0,00	6,52	78,52
<b>29</b>	<b>M15</b>	41,00	31,00	0,00	6,52	78,52
<b>30</b>	<b>M15</b>	41,00	31,00	0,00	6,52	78,52
<b>31</b>	<b>M15</b>	41,00	31,00	0,00	6,52	78,52
<b>32</b>	<b>M15</b>	49,00	44,50	0,00	6,72	100,22
<b>33</b>	<b>M15</b>	49,00	44,50	0,00	6,72	100,22
<b>34</b>	<b>M15</b>	49,00	44,50	0,00	6,72	100,22
<b>35</b>	<b>M15</b>	49,00	47,00	0,00	6,72	102,72
<b>36</b>	<b>M15</b>	49,00	47,00	0,00	6,72	102,72
<b>37</b>	<b>M15</b>	49,00	47,00	0,00	6,72	102,72


LMK-MC (M13/15) ANCHORAGE WEIGHT							
LMK-MC	MOVABLE COUPLER M13/15 (0,5'/0,6') 12,5/12,7/15,2/15,7mm						
	Complete movable coupler unit with mono-strand couplers, spreading boards, collar, upper & lower protective cover with bolts & nuts						
TYPE		MONO COUPLER	WEDGES	COLLARS	SPREADING BOARDS	COVERS & BOLTS	TOTAL UNIT WEIGHT
		KG	KG	KG	KG	KG	KG
1	M13/15	2,22	0,08	2,32	0,25	0,25	5,12
2	M13/15	4,28	0,16	2,32	0,50	0,50	7,76
3	M13/15	6,42	0,24	2,32	0,75	0,75	10,48
4	M13/15	8,56	0,32	2,32	1,00	1,00	13,20
5	M13/15	10,70	0,40	2,68	1,25	1,25	16,28
6	M13/15	12,84	0,48	2,68	1,50	1,50	19,00
7	M13/15	14,98	0,56	2,68	1,75	1,75	21,72
8	M13/15	17,12	0,64	3,38	2,00	2,00	25,14
9	M13/15	19,26	0,72	3,38	2,25	2,25	27,86
10	M13/15	21,40	0,80	3,38	2,50	2,50	30,58
11	M13/15	23,54	0,88	3,38	2,75	2,75	33,30
12	M13/15	25,58	0,96	3,38	3,00	3,00	35,92
13	M13/15	27,82	1,04	3,56	3,25	3,25	38,92
14	M13/15	29,96	1,12	3,56	3,50	3,50	41,64
15	M13/15	32,10	1,20	3,56	3,75	3,75	44,36
16	M13/15	34,24	1,28	3,90	4,00	4,00	47,42
17	M13/15	36,38	1,36	3,90	4,25	4,25	50,14
18	M13/15	38,52	1,44	3,90	4,50	4,50	52,86
19	M13/15	40,66	1,52	3,90	4,75	4,75	55,58
20	M13/15	42,80	1,60	4,26	5,00	5,00	58,66
21	M13/15	44,94	1,68	4,26	5,25	5,25	61,38
22	M13/15	47,08	1,76	4,26	5,50	5,50	64,10
23	M13/15	49,22	1,84	4,60	5,75	5,75	67,16
24	M13/15	51,36	1,92	4,60	6,00	6,00	69,88
25	M13/15	53,50	2,00	4,60	6,25	6,25	72,60
26	M13/15	55,64	2,08	4,60	6,50	6,50	75,32
27	M13/15	57,78	2,16	4,60	6,75	6,75	78,04
28	M13/15	59,92	2,24	4,78	7,00	7,00	80,94
29	M13/15	62,06	2,32	4,78	7,25	7,25	83,66
30	M13/15	64,20	2,40	4,78	7,50	7,50	86,38
31	M13/15	66,34	2,48	4,78	7,75	7,75	89,10
32	M13/15	68,48	2,56	5,66	8,00	8,00	92,70
33	M13/15	70,62	2,64	5,66	8,25	8,25	95,42
34	M13/15	72,76	2,72	5,66	8,50	8,50	98,14
35	M13/15	74,90	2,80	5,66	8,75	8,75	100,86
36	M13/15	77,04	2,88	5,66	9,00	9,00	103,58
37	M13/15	79,18	2,96	5,66	9,25	9,25	106,30


LMK-FC (M13) ANCHORAGE WEIGHT							
LMK-FC	FIXED COUPLER M13 (0,5') 12,5/12,7mm						
	Complete fixed coupler unit with bearing plate, coupling head, wedges, swadges & springs, collar, upper & lower protective cover with bolts & nuts						
TYPE		BEARING PLATE	COUPLING HEAD	SWADGES WITH SPRINGS	COLLAR	COVERS & BOLTS	TOTAL UNIT WEIGHT
		KG	KG	KG	KG	KG	KG
2	M13	2,04	3,20	0,70	1,16	0,40	7,50
3	M13	2,28	4,80	1,05	1,16	0,60	9,89
4	M13	3,08	6,40	1,40	1,16	0,80	12,84
5	M13	2,22	8,00	1,75	1,34	1,00	14,31
6	M13	3,97	9,60	2,10	1,34	1,20	18,21
7	M13	3,97	11,20	2,45	1,34	1,40	20,36
8	M13	3,57	12,80	2,80	1,69	1,60	22,46
9	M13	4,02	14,40	3,15	1,69	1,80	25,06
10	M13	7,83	16,00	3,50	1,69	2,00	31,02
11	M13	7,83	17,60	3,85	1,69	2,20	33,17
12	M13	9,54	19,20	4,20	1,69	2,40	37,03
13	M13	8,84	20,80	4,55	1,78	2,60	38,57
14	M13	9,68	22,40	4,90	1,78	2,80	41,56
15	M13	10,05	24,00	5,25	1,78	3,00	44,08
16	M13	22,17	25,60	5,60	1,95	3,20	58,52
17	M13	22,17	27,20	5,95	1,95	3,40	60,67
18	M13	16,03	28,80	6,30	1,95	3,60	56,68
19	M13	16,03	30,40	6,65	1,95	3,80	58,83
20	M13	22,91	32,00	7,00	2,13	4,00	68,04
21	M13	22,91	33,60	7,35	2,13	4,20	70,19
22	M13	22,91	35,20	7,70	2,13	4,40	72,34
23	M13	20,23	36,80	8,05	2,30	4,60	71,98
24	M13	20,23	38,40	8,40	2,30	4,80	74,13
25	M13	20,23	40,00	8,75	2,30	5,00	76,28
26	M13	20,23	41,60	9,10	2,30	5,20	78,43
27	M13	20,23	43,20	9,45	2,30	5,40	80,58
28	M13	27,44	44,80	9,80	2,39	5,60	90,03
29	M13	27,44	46,40	10,15	2,39	5,80	92,18
30	M13	27,44	48,00	10,50	2,39	6,00	94,33
31	M13	27,44	49,60	10,85	2,39	6,20	96,48


LMK-FC (M15) ANCHORAGE WEIGHT							
LMK-FC	FIXED COUPLER M15 (0,6') 15,2/15,7mm						
	Complete fixed coupler unit with bearing plate, coupling head, wedges, swadges & springs, collar, upper & lower protective cover with bolts & nuts						
TYPE		BEARING PLATE	COUPLING HEAD	SWADGES WITH SPRINGS	COLLAR	COVERS & BOLTS	TOTAL UNIT WEIGHT
		KG	KG	KG	KG	KG	KG
2	M15	4,00	3,50	0,70	1,16	0,42	9,78
3	M15	4,00	5,25	1,05	1,16	0,63	12,09
4	M15	4,00	7,00	1,40	1,16	0,84	14,40
5	M15	5,00	8,75	1,75	1,34	1,05	17,89
6	M15	7,00	10,50	2,10	1,34	1,26	22,20
7	M15	7,00	12,25	2,45	1,34	1,47	24,51
8	M15	9,00	14,00	2,80	1,69	1,68	29,17
9	M15	9,00	15,75	3,15	1,69	1,89	31,48
10	M15	12,00	17,50	3,50	1,69	2,10	36,79
11	M15	12,00	19,25	3,85	1,69	2,31	39,10
12	M15	12,00	21,00	4,20	1,69	2,52	41,41
13	M15	18,00	22,75	4,55	1,78	2,73	49,81
14	M15	18,00	24,50	4,90	1,78	2,94	52,12
15	M15	18,00	26,25	5,25	1,78	3,15	54,43
16	M15	25,00	28,00	5,60	1,95	3,36	63,91
17	M15	25,00	29,75	5,95	1,95	3,57	66,22
18	M15	25,00	31,50	6,30	1,95	3,78	68,53
19	M15	25,00	33,25	6,65	1,95	3,99	70,84
20	M15	29,00	35,00	7,00	2,13	4,20	77,33
21	M15	29,00	36,75	7,35	2,13	4,41	79,64
22	M15	29,00	38,50	7,70	2,13	4,62	81,95
23	M15	35,00	40,25	8,05	2,30	4,83	90,43
24	M15	35,00	42,00	8,40	2,30	5,04	92,74
25	M15	35,00	43,75	8,75	2,30	5,25	95,05
26	M15	35,00	45,50	9,10	2,30	5,46	97,36
27	M15	35,00	47,25	9,45	2,30	5,67	99,67
28	M15	41,00	49,00	9,80	2,39	5,88	108,07
29	M15	41,00	50,75	10,15	2,39	6,09	110,38
30	M15	41,00	52,50	10,50	2,39	6,30	112,69
31	M15	41,00	54,25	10,85	2,39	6,51	115,00


<b>LMK-SFL (M13) ANCHORAGE WEIGHT</b>					
<b>LMK-SFL</b>	STRESSING M13 (0,5') 12,5/12,7mm				
	Complete anchorage with bearing plate, anchor head and wedges				
<b>TYPE</b>		<b>BEARING PLATE WEIGHT</b>	<b>ANCHOR HEAD WEIGHT</b>	<b>WEDGES</b>	<b>TOTAL UNIT WEIGHT</b>
		<b>KG</b>	<b>KG</b>	<b>KG</b>	<b>KG</b>
<b>2</b>	<b>M13</b>	2,92	1,76	0,16	4,84
<b>3</b>	<b>M13</b>	2,76	1,76	0,24	4,76
<b>4</b>	<b>M13</b>	4,14	2,29	0,32	6,75
<b>5</b>	<b>M13</b>	5,55	2,84	0,40	8,79

<b>LMK-SFL (M15) ANCHORAGE WEIGHT</b>					
<b>LMK-SFL</b>	STRESSING M15 (0,6') 15,2/15,7mm				
	Complete anchorage with bearing plate, anchor head and wedges				
<b>TYPE</b>		<b>BEARING PLATE WEIGHT</b>	<b>ANCHOR HEAD WEIGHT</b>	<b>WEDGES</b>	<b>TOTAL UNIT WEIGHT</b>
		<b>KG</b>	<b>KG</b>	<b>KG</b>	<b>KG</b>
<b>2</b>	<b>M15</b>	5,00	1,76	0,16	6,92
<b>3</b>	<b>M15</b>	5,00	1,76	0,24	7,00
<b>4</b>	<b>M15</b>	6,50	2,29	0,32	9,11
<b>5</b>	<b>M15</b>	8,00	2,84	0,40	11,24

<b>LMK-FFL (M13) ANCHORAGE WEIGHT</b>					
<b>LMK-FFL</b>	FIXED M13 (0,5') 12,5/12,7mm				
	Complete anchorage with anchor steel plate, collar, swadges & spring				
<b>TYPE</b>		<b>ANCHOR PLATE</b>	<b>SWADGES WITH SPRINGS</b>	<b>COLLAR</b>	<b>TOTAL UNIT WEIGHT</b>
		<b>KG</b>	<b>KG</b>	<b>KG</b>	<b>KG</b>
<b>2</b>	<b>M13</b>	0,88	0,70	1,16	2,74
<b>3</b>	<b>M13</b>	1,06	2,10	1,16	4,32
<b>4</b>	<b>M13</b>	1,48	2,80	1,16	5,44
<b>5</b>	<b>M13</b>	1,89	3,50	1,34	6,73

<b>LMK-FFL (M15) ANCHORAGE WEIGHT</b>					
<b>LMK-FFL</b>	FIXED M15 (0,6') 15,2/15,7mm				
	Complete anchorage with anchor steel plate, collar, swadges & spring				
<b>TYPE</b>		<b>ANCHOR PLATE</b>	<b>SWADGES WITH SPRINGS</b>	<b>COLLAR</b>	<b>TOTAL UNIT WEIGHT</b>
		<b>KG</b>	<b>KG</b>	<b>KG</b>	<b>KG</b>
<b>2</b>	<b>M15</b>	1,50	0,70	1,16	3,36
<b>3</b>	<b>M15</b>	1,91	2,10	1,16	5,17
<b>4</b>	<b>M15</b>	2,32	2,80	1,16	6,28
<b>5</b>	<b>M15</b>	2,73	3,50	1,34	7,57

LMK-FFC (M13) ANCHORAGE WEIGHT								
LMK-FFC	FIXED COUPLER M13 (0,5') 12,5/12,7mm							
	Complete fixed flat coupler unit with bearing plate, coupling head, wedges, swadges, springs, upper & lower protective cover with bolts, nuts and collar							
TYPE		BEARING PLATE	COUPLING HEAD	WEDGES	SWADGES WITH SPRINGS	COLLAR	COVERS & BOLTS	TOTAL UNIT WEIGHT
		KG	KG	KG	KG	KG	KG	KG
2	M13	2,92	4,00	0,16	0,70	1,16	2,38	11,32
3	M13	2,76	6,00	0,24	1,05	1,16	3,57	14,78
4	M13	4,14	8,00	0,32	1,40	1,16	4,76	19,78
5	M13	5,55	10,00	0,40	1,75	1,34	5,95	24,99

LMK-FFC (M15) ANCHORAGE WEIGHT								
LMK-FFC	FIXED COUPLER M15 (0,6') 15,2/15,7mm							
	Complete fixed flat coupler unit with bearing plate, coupling head, wedges, swadges, springs, upper & lower protective cover with bolts, nuts and collar							
TYPE		BEARING PLATE	COUPLING HEAD	WEDGES	SWADGES WITH SPRINGS	COLLAR	COVERS & BOLTS	TOTAL UNIT WEIGHT
		KG	KG	KG	KG	KG	KG	KG
2	M15	5,00	4,00	0,16	0,70	1,16	2,50	13,52
3	M15	5,00	6,00	0,24	1,05	1,16	3,75	17,20
4	M15	6,50	8,00	0,32	1,40	1,16	5,00	22,38
5	M15	8,00	10,00	0,40	1,75	1,34	6,25	27,74